

New Pathways Inc.

Annual Report

July 1, 2022—June 30, 2023

Mission Statement:

New Pathways, Inc. exists to empower and provide support to families with children experiencing homelessness in Central Minnesota.

Families are given access to case management, advocacy, referrals, plus the opportunity to build skills that encourage stability and sustainability.



Board of Directors

President, Robin Wether

Member, Ron Duke

Vice President, Jeremiah White

Member, Jane Benjamin

Treasurer, Shirley Zierke

Member, Kizzy Hamilton

Secretary, Amber Gray

Member, Melanie Ruprecht

Staff

Mary Ann Westund, Executive Director

Gina Mullen, Administration and Accounting Specialist

Jennifer Henthorn, Community Engagement Coordinator

Julie Wermerskirchen, Program and Case Manager—Supportive Housing Program

Savanna Hall, Case Manager—Path to Home Shelter Program

Maria Brundy, Client Service Advocate—Path to Home Shelter Program

New Pathways, Inc.

Supportive Housing Program

Providing Safe Housing and Support Services Since 2010

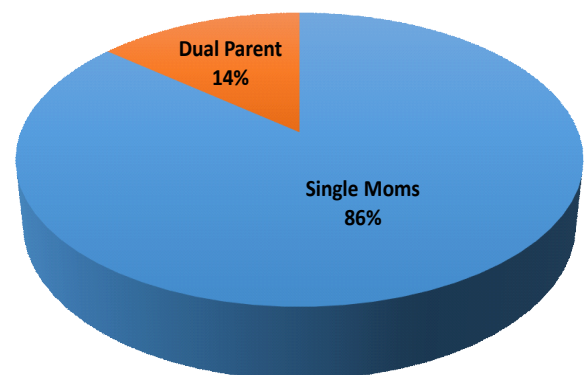
Annual Report 2022-2023

Serving families with a history of long term homelessness by providing safe housing and support services to maintain their housing.

Families Served

	2022-2023	Since 2010
Families Served	14	38
Adults	16	47
Children	30	89

Household Type



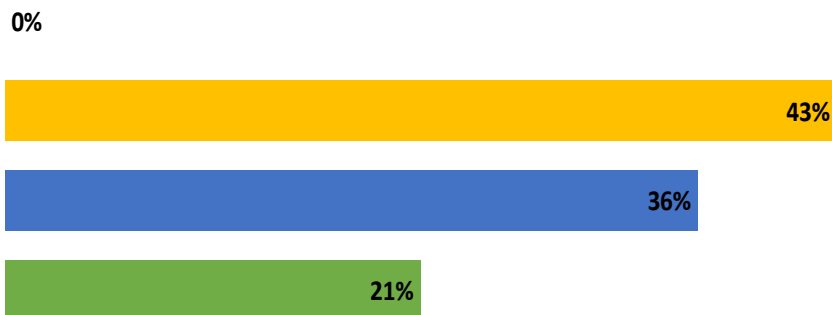
Housing stability is the main goal of the Supportive Housing Program.

Essential support, guidance and encouragement is what we provide to lead our program participants to housing stability.

Five new households were given a place to live in 2022!

Without necessary support, the cycle of homelessness would continue.

Stability - Length of Stay



■ Under 1 Year ■ 1-2 Years ■ 3-5 Years ■ 6-10+ Years

INCOME

Grants	\$104,742
Contributions	\$34,309
TOTAL	\$139,051

EXPENSES

Direct Services	\$68,870
Admin	\$11,883
General/Training	59,338
TOTAL	\$140,091

New Pathways, Inc.

Helping families find their way home since 2000

Path to Home Shelter Program

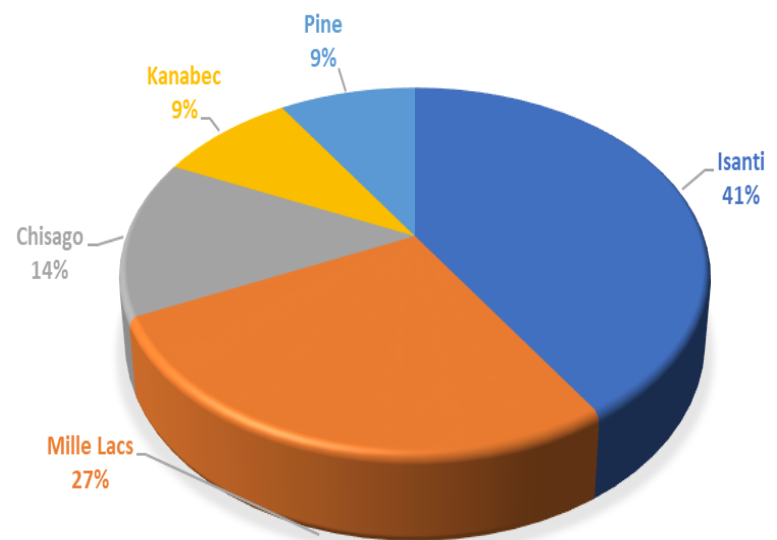
Annual Report 2022-2023

Serving families with children experiencing homelessness by providing safe shelter, support services and all basic needs.

How many families were served?

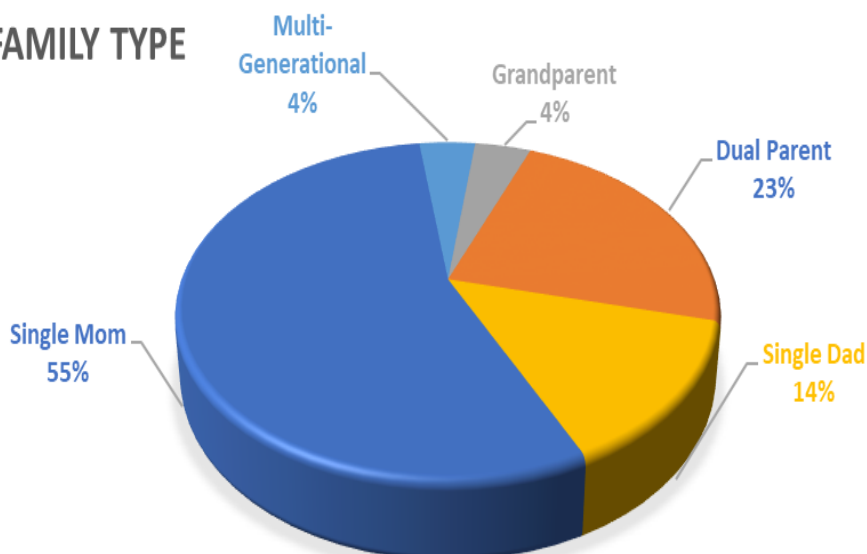
	2022-2023	Since 2000
Families Served	22	695
Adults	28	937
Children	40	1,280
Families Turned Away Due to Capacity	39	1,034

WHERE DID OUR FAMILIES COME FROM?



81% of families served secured permanent housing!

FAMILY TYPE



INCOME

Grants	\$231,583
Contracts	\$6,380
Fundraisers	\$46,012
Donations	\$142,175
Other Donations	\$2,643
TOTAL	\$428,793

EXPENSES

Direct Services	\$174,905
Admin	\$16,268
General Operating	\$116,129
Reserves	\$121,491
TOTAL	\$428,793